





Custom NFC Key Card 35 mm Circle with raised top


Instructions

- Place all artwork elements in the "Customer Artwork" parent layer
- Do not modify the template in any way
- All elements except for images should be vector graphics
- Use high-quality images of at least 300 dpi
- Embed images into the file; do not link images
- Lines should be 0.5 pt or thicker
- Do not include a line or a border around the artwork edge; it will not look good
- Convert text to outlines (unless it's variable text); required if using non-standard fonts
- Text should generally be 7 pt or higher to be readable
- For variable elements (text, barcode) put an example (position, size, font...) in the "Variable Elements" layer
- Barcodes must have a border of white "quiet zone" in order to be scannable; black barcodes are best
- If PMS colors are used, include the PMS color code in the layer name
- Do not flatten layers before saving
- Edit and save the file in the existing CMYK color mode
- Save the file in the Adobe Illustrator file format (.ai) with "PDF Compatible" enabled

Print Lines


 **Bleed:** Extend the artwork background (if exists) to fill to the bleed line to prevent a white border at the edge. Do not place artwork elements within this area.

 **Trim:** The area of the physical product; artwork outside this area will be trimmed off.

 **Safe:** Keep all artwork elements (text, logos, icons...) inside this area to ensure it is printed. The background artwork (if exists) should extend to the bleed line.



www.keycafe.com

Key exchange by  keycafe



BBC89